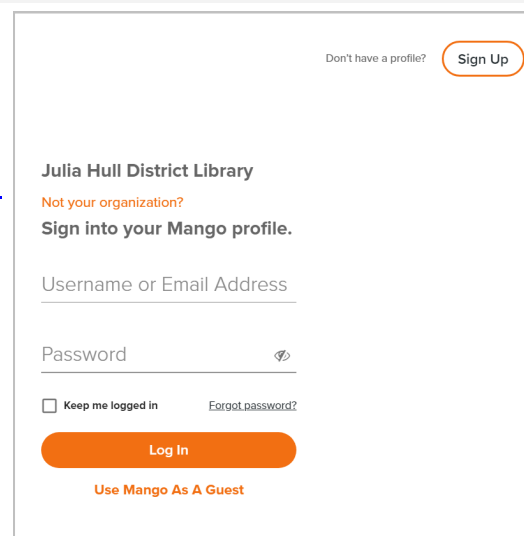



Getting Started w/Mango Languages & the Mango Languages Mobile App

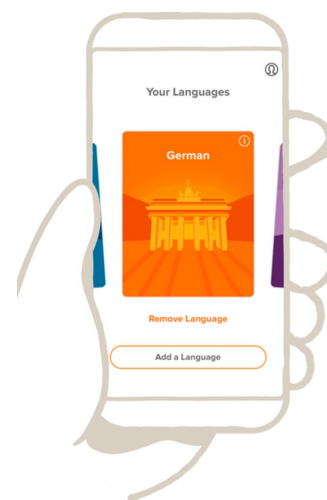
STEP 1: Create a User Log-in Profile & Password

1. Visit our library's website at www.juliahull.org, or go directly to Mango at <https://connect.mangolanguages.com/juliahull/start>
2. New users can  using their name and library barcode, and create a unique password. Already have an account? Enter your e-mail and password to .
3. You can now begin learning online!



STEP 2: Download the Mango Language App & Learn Offline

1. To take your learning offline, you may now go to the App Store or Google Play and download the app, Mango Languages: .
2. Open the app to **Log-In** using the credentials used to create your Mango account.
3. After logging in, you will be taken to the language you selected when you registered in STEP 1. You may now begin learning! Select a chapter, and tap the **Download All** button to download all lessons from that chapter.
4. Ready to explore another language? To remove or add a language, tap on **Your Languages** (the language icon displayed in the upper left-hand corner of your device), then either **Remove Language**, or **Add a Language**.



MANGO



JULIA HULL DISTRICT LIBRARY
Community Anchored
Globally Connected

100 Library Lane Stillman Valley, IL 815.645.8611 www.juliahull.org

Need help? Call the library at 815-645-8611, or contact Mango Languages directly at 877-626-4611, ext. 2, or via e-mail at support@mangolanguages.com